

# AXIAL FANS

## ASPIRMURO MATIC SERIES

- ➔ for direct outdoor expulsion
- ➔ with automatic shutter
- ➔ wall, ceiling and window installation with KIT



Ø 100 - 120 - 150 mm



IPX4 CE

### DESCRIPTION:

Its simple and essential design makes it easy to fit in any kind of environment. The automatic shutter prevents the return of air and/or odours in the environment and it also helps to keep the fan clean externally. The possibility of using it for window application through a specific kit, makes the ASPIRMURO MATIC suitable for a wider range of applications.

### MAIN FEATURES:

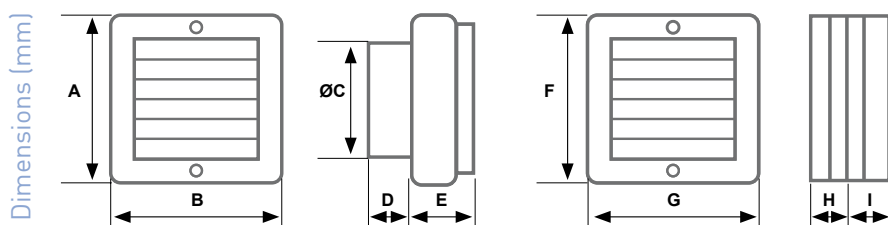
- Made of shockproof and heat resistant ABS plastic.
- Induction motor - Insulation class B - 2800 Rpm with self lubricating bushes.
- Motor protection through a thermal safety unit.
- Progressive and silent automatic closing system.

### ACCESSORIES:

- Accessory for window application equipped with external gravity shutter and a rubber seal to avoid vibrations.
- Timer suitable for internal mounting for standard models.

## DIMENSIONS

MODEL	WALL application					WINDOW application			
	A	B	ØC	D	E	F	G	H	I
ASPIRMURO MATIC 10/4"	156	156	99	35	54	156	156	32	68
ASPIRMURO MATIC 12/5"	180	180	119	35	58	180	180	32	72
ASPIRMURO MATIC 15/6"	210	210	155	60	65	210	210	32	104



# TECHNICAL SPECIFICATIONS

## STANDARD - S

CODE	MODEL	m <sup>3</sup> /hr	Pt max mmH <sub>2</sub> O	V	Hz	W	dB(A) 1,5mt	Kg	m <sup>3</sup> /hr	GLASS hole mm	Kg
AP0794	ASPIRMURO MATIC 10/4"	80	3,80	230	50	21	45	0,60	75	122÷130	0,84
AP0802	ASPIRMURO MATIC 12/5"	160	5,40	230	50	26	46	0,80	125	142÷150	1,10
AP0820	ASPIRMURO MATIC 15/6"	250	5,35	230	50	30	51	1,00	200	177÷185	1,52

WINDOW application

## WITH ELECTRONIC TIMER - T

The fan starts to operate when the light switched on and it continues to work for a programmable period of time between 45 seconds and 30 minutes, after the light is switched off.

CODE	MODEL	m <sup>3</sup> /hr	Pt max mmH <sub>2</sub> O	V	Hz	W	dB(A) 1,5mt	Kg	m <sup>3</sup> /hr	GLASS hole mm	Kg
AP2782	ASPIRMURO MATIC 10/4" T	80	3,80	230	50	21	45	0,60	75	122÷130	0,84
AP2816	ASPIRMURO MATIC 12/5" T	160	5,40	230	50	26	46	0,80	125	142÷150	1,10
AP2915	ASPIRMURO MATIC 15/6" T	250	5,35	230	50	30	51	1,00	200	177÷185	1,52

WINDOW application

## WITH ACTIVATION THROUGH A CORD SWITCH- PC

CODE	MODEL	m <sup>3</sup> /hr	Pt max mmH <sub>2</sub> O	V	Hz	W	dB(A) 1,5mt	Kg	m <sup>3</sup> /hr	GLASS hole mm	Kg
AP2774	ASPIRMURO MATIC 10/4" PC	80	3,80	230	50	21	45	0,60	75	122÷130	0,84
AP2808	ASPIRMURO MATIC 12/5" PC	160	5,40	230	50	26	46	0,80	125	142÷150	1,10
AP2907	ASPIRMURO MATIC 15/6" PC	250	5,35	230	50	30	51	1,00	200	177÷185	1,52

WINDOW application

## WITH AUTOMATIC HUMIDITY CONTROL - H

The fan automatically starts to operate when the relative humidity level in the room exceeds the pre-set value and it continues to work until the RH level returns below the preset threshold. When this threshold is reached, TIMER function allows the extractor fan to continue for a period of time that can be set from about 45 seconds to 30 minutes, to further reduce relative humidity in the room. The relative humidity value can be set from a minimum of 40% RH to a maximum of 80% RH. This extractor fan can be used manually, also using the TIMER function.

CODE	MODEL	m <sup>3</sup> /hr	Pt max mmH <sub>2</sub> O	V	Hz	W	dB(A) 1,5mt	Kg	m <sup>3</sup> /hr	GLASS hole mm	Kg
AP2790	ASPIRMURO MATIC 10/4" H	80	3,80	230	50	21	45	0,60	75	122÷130	0,84
AP2824	ASPIRMURO MATIC 12/5" H	160	5,40	230	50	26	46	0,80	125	142÷150	1,10
AP2923	ASPIRMURO MATIC 15/6" H	250	5,35	230	50	30	51	1,00	200	177÷185	1,52

WINDOW application

## WITH AUTOMATIC HUMIDITY CONTROL AND PULL CORD - HPC

The fan automatically starts to operate when the relative humidity level in the room exceeds the pre-set value and it continues to work until the RH level returns below the preset threshold. When this threshold is reached, TIMER function allows the extractor fan to continue for a period of time that can be set from about 45 seconds to 30 minutes, to further reduce relative humidity in the room. The relative humidity value can be set from a minimum of 40% RH to a maximum of 80% RH. This extractor fan can be used manually, also using the TIMER function. This function can be excluded at any time acting the cord switch.

CODE	MODEL	m <sup>3</sup> /hr	Pt max mmH <sub>2</sub> O	V	Hz	W	dB(A) 1,5mt	Kg	m <sup>3</sup> /hr	GLASS hole mm	Kg
AP2469	ASPIRMURO MATIC 10/4" HPC	80	3,80	230	50	21	45	0,60	75	122÷130	0,84
AP2477	ASPIRMURO MATIC 12/5" HPC	160	5,40	230	50	26	46	0,80	125	142÷150	1,10
AP2485	ASPIRMURO MATIC 15/6" HPC	250	5,35	230	50	30	51	1,00	200	177÷185	1,52

WINDOW application

## COMPLETE KIT FOR WINDOW APPLICATION - WINDOW

CODE	MODEL	m <sup>3</sup> /hr	Pt max mmH <sub>2</sub> O	V	Hz	W	dB(A) 1,5mt	GLASS hole mm	Kg
AP1156	ASPIRMURO MATIC 15/6" WINDOW	200	5,35	230	50	30	51	177÷185	1,52

## ACCESSORIES

### WINDOW APPLICATION KIT

Allows to realize an easy and safety installation on a single or double glazing window of thermopan type, up to a maximum thickness of 15 mm.

CODE	MODEL	for use with:
AP0851	ASPIRKIT VETRO F10/4"	ASPIRMURO MATIC series 10/4"
AP0869	ASPIRKIT VETRO F12/5"	ASPIRMURO MATIC series 12/5"
AP0877	ASPIRKIT VETRO F15/6"	ASPIRMURO MATIC series 15/6"



### TIMER

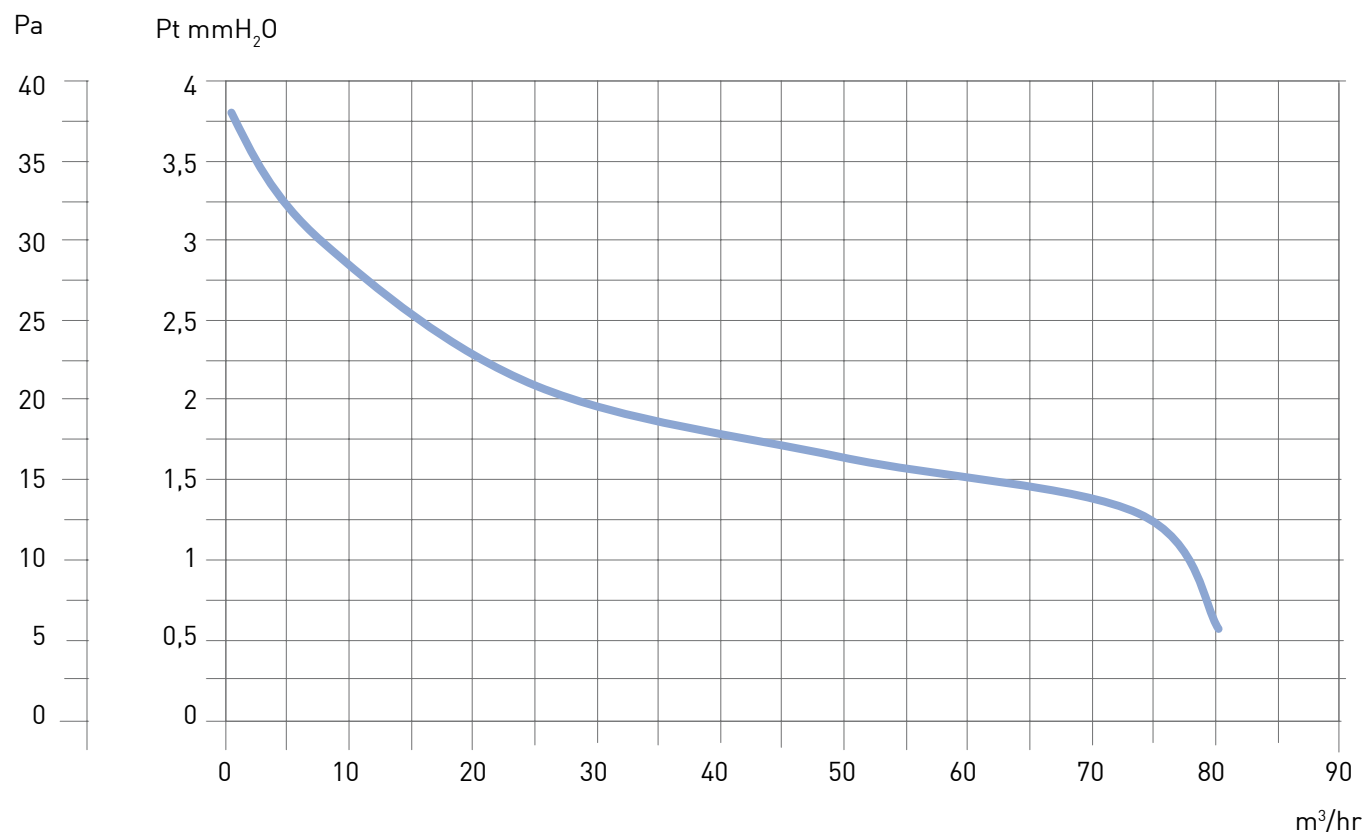
Allows the fan to start the operation when the light switched on and it continues to work for a programmable period of time between 45 seconds and 30 minutes, after the light is switched off.

CODE	MODEL	V	Hz
AP 0984	ASPIRTIMER	230	50

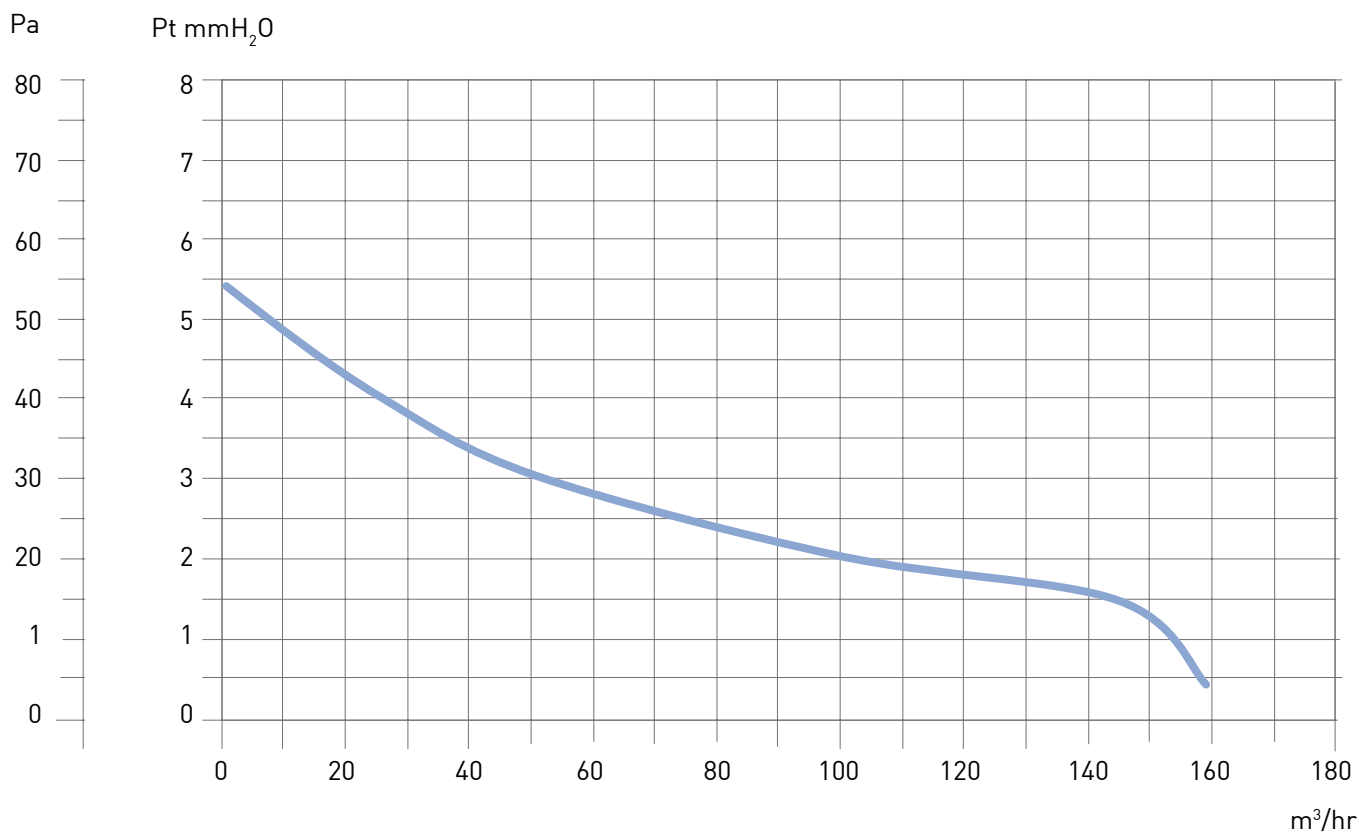


## CHARACTERISTIC CURVES

### ASPIRMURO MATIC SERIES 10/4"



### ASPIRMURO MATIC SERIES 12/5"



### ASPIRMURO MATIC SERIES 15/6"

