

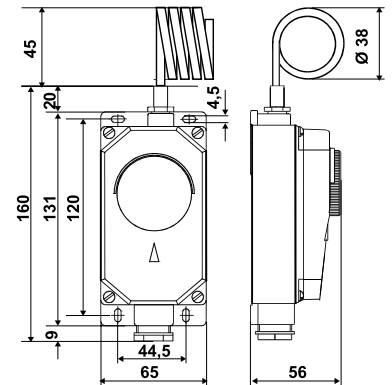
C10..Y

Thermostats with spiral capillary for industrial ambients, IP65

Thermostat suitable to control the temperature in industrial warehouses, in refrigerating rooms, in plants ripening systems, in greenhouses, in industrial control cabinets.



Dimensions (mm)

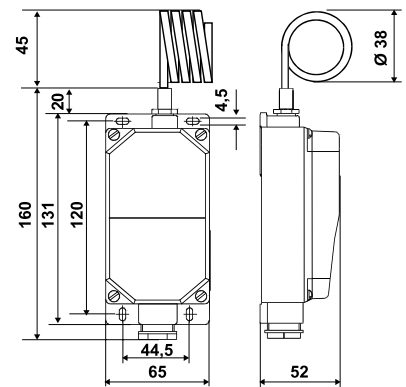


	Temperature range	Differential*	Calibration accuracy	Admissible body temperature	Protection degree
C10A2Y	0 ÷ 60 °C	2 ± 0.5 K	± 2 °C	80 °C	IP65
C10B2Y	- 20 ÷ 40 °C	2 ± 0.5 K	± 2 °C	60 °C	IP65
C10C2Y	- 35 ÷ 20 °C	2 ± 0.5 K	± 2 °C	50 °C	IP65

Waterproof execution IP65 with internal regulation



Dimensions (mm)



	Temperature range	Differential*	Calibration accuracy	Admissible body temperature	Protection degree
C10A2RIY	0 ÷ 60 °C	2 ± 0.5 K	± 2 °C	80 °C	IP65
C10B2RIY	- 20 ÷ 40 °C	2 ± 0.5 K	± 2 °C	60 °C	IP65
C10C2RIY	- 35 ÷ 20 °C	2 ± 0.5 K	± 2 °C	50 °C	IP65

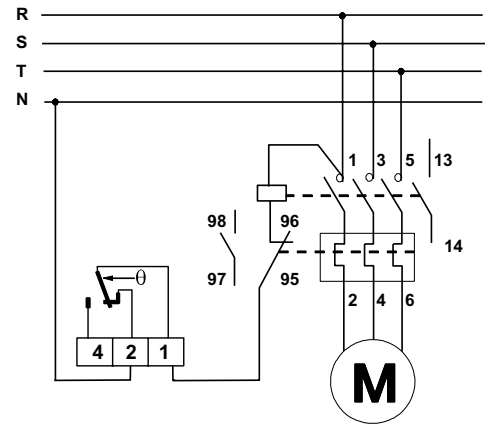
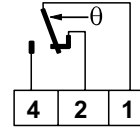
*The differential is subtracted from the range value. The differential values refer to a thermal gradient of 4K/hour in air.

ELECTRICAL FEATURES

Two directions microswitch of instant action with AGcdO contacts.
 Contact parameters in compliance with EN 60730-1: 15(6)A 250V~ 50Hz.

Parameters in compliance with EN 60947-5-1:

Nominal insulation voltage: U_i 380V~.
 Nominal continuous current: I_{th} 15A.
 Nominal operating current I_e : 220V~ 250V~ 380V~
 Resistive load AC-12 - 15A 10A
 Inductive load AC-15 - 2,5A 1,5A
 Direct current DC-13 0,2A - -



STANDARDS AND APPROVALS

Compliance with standards EN 60947-5-1, EN 60730-1



INSTALLATION

Wall mounting

OPERATION

When the temperature increases: 1-2 are opening, 1-4 are closing.
 Liquid expansion function. The ambient temperature is determined by the spiral capillary.

FEATURES

Sensing element with stainless steel diaphragm.
 Tinned copper spiral capillary.
 Base, cover and knob in shock-proof self-extinguishing thermoplastic material V0.
 Electrical connection output with Gc 1/2 cable gland.
 Unit weight: 0,16 Kg.

EXECUTION UPON REQUEST

Fixed calibration

Code C10A2TF xxx

Example: C10A2TF35 (with fixed calibration 35°C)

↑
 Calibration value
 Calibration value must be between 20 ÷ 80°C.

Special temperature range

Code C10A2 xx - yy
 Example C10A2 20-80

xx= minimal range value / yy= maximal range value
 (adjustable value 20 ÷ 80°C)

Temperature range (1) °C	Scale angle (*) °C
C10A2 xx yy - 35 ÷ 60	60
C10C2 xx yy - 35 ÷ 60	55

Note: Special temperature range is chosen in the range of temperature (1) and must always exceed the set value "scale angle" (*).

Example: - 20 ÷ 40°C
 - 10 ÷ 50°C
 - 15 ÷ 40°C