

# Intellitherm C52AT

Flush mounting daily chronothermostat with non-jutting display, with batteries

Electronic chronothermostat with microprocessor, with daily programming, to control heating and air-conditioning installations.



	COMFORT and ECONOMY regulation range °C	Body admissible temperature °C	Differential* K	Preset antifreeze temperature °C	Power supply	Contacts rating
C52AT	2 ÷ 62	- 10 ÷ 50	0,25	5	2 batteries AAA	5(3)A-250Vca

\* Differential values are referred to a thermal gradient of 4K/h.

- C52AT ANTHRACITE
- C52ABT WHITE
- C52ACT SILVER



## ELECTRICAL CHARACTERISTICS

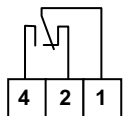
Contacts rating: 5(3)A 250Vca.

Power supply without connection to the electric circuit with two 1,5 V AAA alkaline batteries.

Software class A.

Micro disconnection (1BU).

Voltage-free switching contact.



## HOMOLOGATION AND STANDARDS

In conformity with EN 60730-2-9 standards.

# INSTALLATION

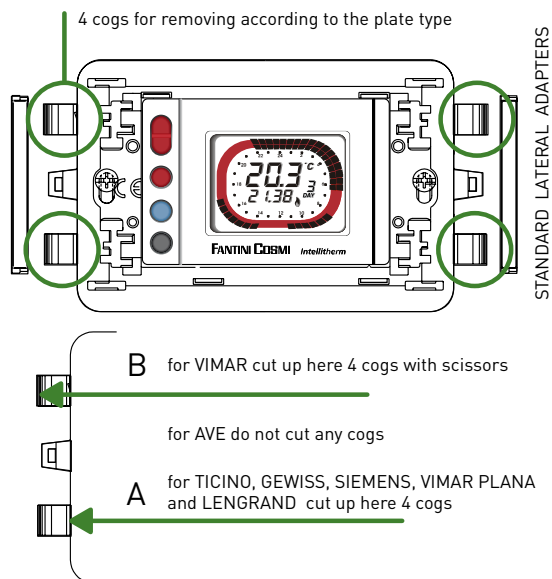
Flush mounting in 3-module 503 embedded boxes by means of 2 screws (supplied).

Two-wire connection with the user.

Install the chronothermostat at 1,5 meters above the floor, away from kitchens, heat sources, windows and doors.

Can be applied, without any connection accessory, the following plates:

COMPATIBLE PLATES	LATERAL ADAPTERS	POSITION 4 COGS FOR MOVING AWAY
BTICINO Living International, Living di transizione	NO	A
BTICINO Light, Light Tech	NO	A
BTICINO Axolute	on frame	A
VIMAR Idea and Rondò	lateral	B
VIMAR Plana, Eikon	NO	A
GEWISS Playbus and Playbus Young	lateral	A
AVE sistema 45, Noir, Blanc	lateral	none
AVE Banquise, Ave Yes	lateral	none
Siemens Delta Futura Graphit	lateral	A
Legrand Cross	NO	A



# OPERATION

After C52AT has been installed and connected, press to release the body of the thermostat, move up the sliding display to access the programming commands.

The chronothermostat has:

- 2 colored buttons, a red one and another blue for COMFORT and ECONOMY temperatures adjustment.
- 1 cursor for choosing the operation mode: AUTO 1, AUTO 2, COMFORT, ECONOMY, ANTIFREEZE.
- 1 cursor for choosing operation type: SUMMER or WINTER and for accessing the programming.
- 2 keys for current time setting.
- 3 keys (red - blue - black) to select between COMFORT, ECONOMY and ANTIFREEZE periods.
- 1 RESET button to reset the prescribed program.
- 1 key to select ANTIFREEZE mode at 5°C or OFF (ON at 0°C).



# VISUALIZATION




- Ambient temperature
- Current time
- Circular crown that represents a 24-hour format clock, is divided in 48 sectors (red, black, red and black): red color indicates COMFORT period; black indicates ANTIFREEZE period; red-black indicates the ECONOMY period.
- Possibility to visualize the statistical data of the installation: operation hours of the previous day and functioning beginning of Intellitherm C52AT, previous day minimum and maximum temperature and time when it was measured.

## OPERATION MODES

Two prescribed automatic programs:

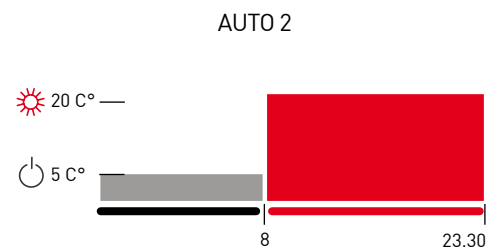
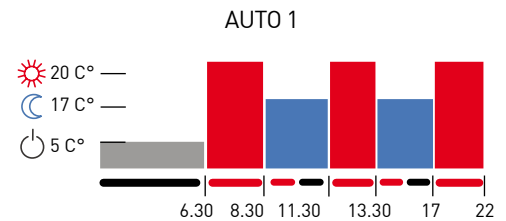
- AUTO 1 and AUTO 2

- 3 operation modes:

-  COMFORT keeps constant throughout the day and night the prescribed comfort temperature.
-  ECONOMY keeps constant throughout the day and night the prescribed economy temperature.
-  ANTIFREEZE keeps the ambient temperature fixed in 5°C to protect the system from frost danger.

- Personalized programming without intervention limits, even every half hour.
- COMFORT, ECONOMY and ANTIFREEZE (OFF) temperatures, freely programmable within twenty-four hours.
- JOLLY function to exclude temporarily the automatic program, for obtaining continuously from 1 to 240 hours always the desired temperature (comfort, economy, OFF).
- SUMMER-WINTER switch for heating and air-conditioning systems.

STANDARD AUTOMATIC PROGRAMS WITH THE TIME AND TEMPERATURE ALREADY PROGRAMMED IN THE FACTORY



## FEATURES

Sliding display to access the adjustment and programming commands.

Intellitherm C52AT chronothermostat's body is in line with the applied frame (non-jutting display); therefore, do not exist any unit projection.

It differs from Intellitherm C52A by its not protruding body.

Display flashing in case of low batteries charge.

Maintenance of all data during batteries replacement.

Reset button to restore the preset program.

Availability of statistical data in the system.

Software class A.

double insulation.

Protection degree IP20.

Reference thermal gradient 4°K/h.

OFF with frost protection possibility (5 ° C), set using dip switch.