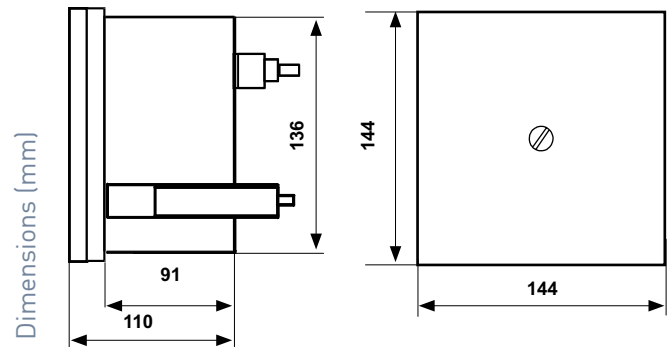


EV02F - EV05M

Analog regulation control unit for climate temperature control

The unit regulates water delivery temperature of the heating system as a function of the outside temperature. It is suitable for heating systems of the apartment buildings and cottages.



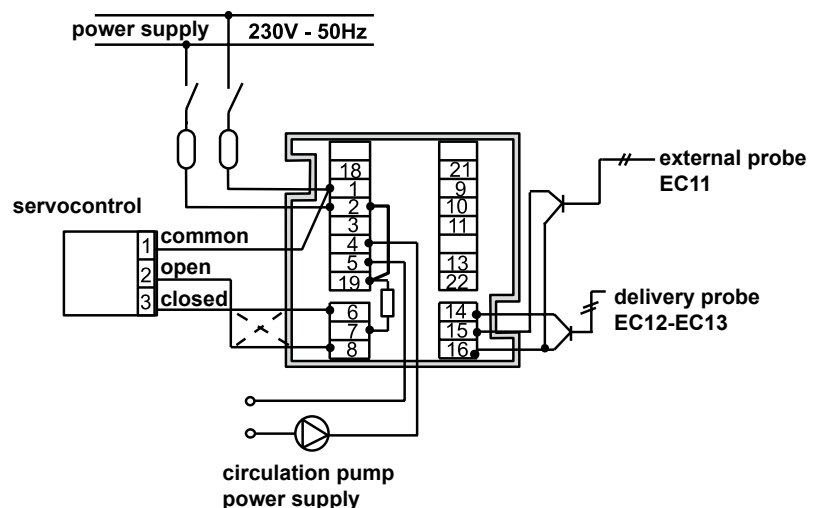
| | Programming | Contacts rating | Power supply and frequency | Operation admissible temperature °C | Protection degree |
|-------|-------------|-----------------|----------------------------|-------------------------------------|-------------------|
| EV02F | daily | 5A - 250Vca | 230Vca 50Hz | 0 ÷ 50 | IP40 |
| EV05M | weekly | 5A - 250Vca | 230Vca 50Hz | 0 ÷ 50 | IP40 |

ELECTRICAL FEATURES

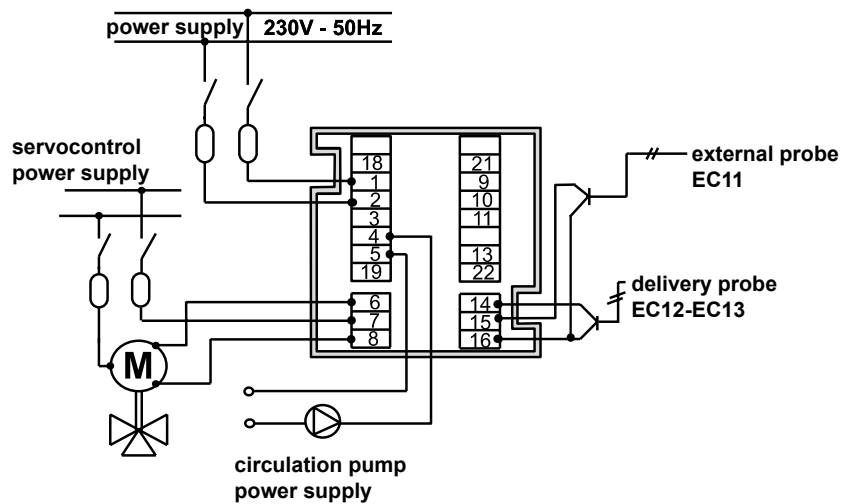
Consumption: 5 VA.
 Output through relays on voltage-free terminals.
 Contacts rating: 5A - 230Vca (resistive load).
 RC group protection against radio interference.

EXAMPLES OF ELECTRICAL CONNECTION FOR THE MIXING VALVE WITH SERVOCONTROL AND FOR BURNERS

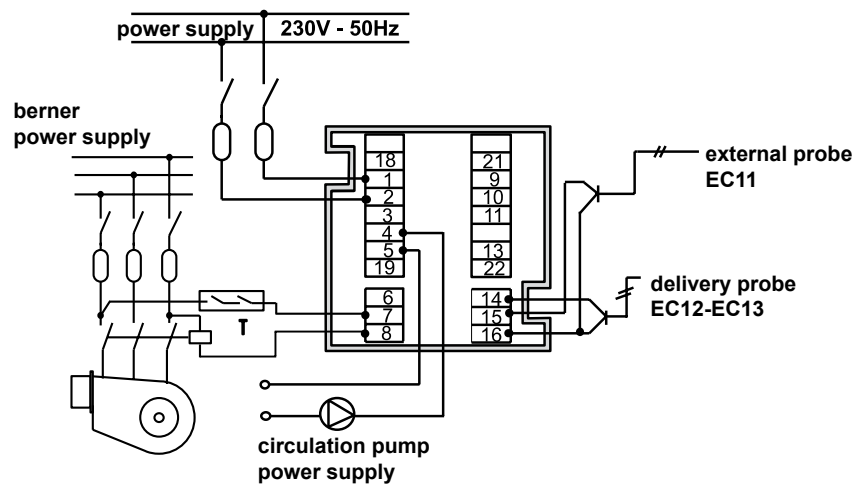
ELECTRICAL DIAGRAM FOR THE CONTROL OF THE MOTORIZED MIXING VALVES WITH SERVOCONTROLS SUPPLIED AT 230V 50HZ



ELECTRICAL DIAGRAM FOR THE CONTROL OF THE MOTORIZED MIXING VALVES WITH SERVOCONTROLS SUPPLIED WITH VOLTAGES DIFFERENT THAN 230V 50 HZ



ELECTRICAL DIAGRAM FOR THE ON - OFF CONTROL OF THE BURNER



OPERATION

The unit regulates water delivery temperature of the heating system as a function of the outside temperature.

The regulation is achieved by direct control of the burner or with the proportional time controls of a 3-way or 4-way motorized mixing valve.

The outside and water delivery temperatures are monitored by the appropriate sensors. The temperature values are transmitted to the control unit, which responds to a previously set program and determines the value of water delivery temperature required by the system to maintain always constant the set ambient temperature.

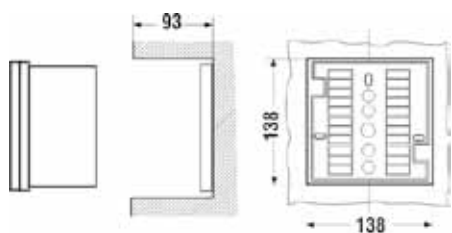
STANDARDS AND HOMOLOGATIONS

Complies with the law 373, law n.10 dated 9 of January 1991 and D.P.R.412 dated 26 of August 1993.
In conformity with EN 60730-2-9; EN 60730-2-7 standards.

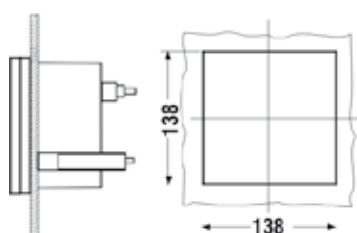
INSTALLATION

Application possibilities: flush, wall or rear panel mounting.

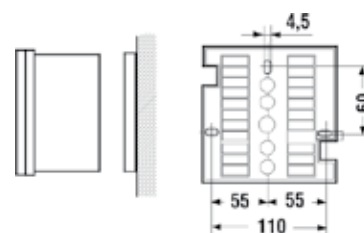
FLUSH MOUNTING



REAR PANEL MOUNTING



WALL MOUNTING



FEATURES

Potentiometer to select the linearized heating curve (external temperature-water delivery temperature) with adjustable gradient from 0,25 to 4,5.

Potentiometer for the regulation of the comfort ambient temperature with parallel translation of the heating curve.

Potentiometer for the regulation of the economy ambient temperature with parallel translation of the heating curve.

A six-position switch to select the operating program:

- OFF
- antifreeze
- always reduced
- ON
- night reduced/day comfort (automatic)
- night antifreeze/day comfort (automatic)

Switch for selecting the adjustment type:

- burner ON-OFF control;
- proportional-integral control (PI) of the motorized mixing valves with completely electronic feedback.

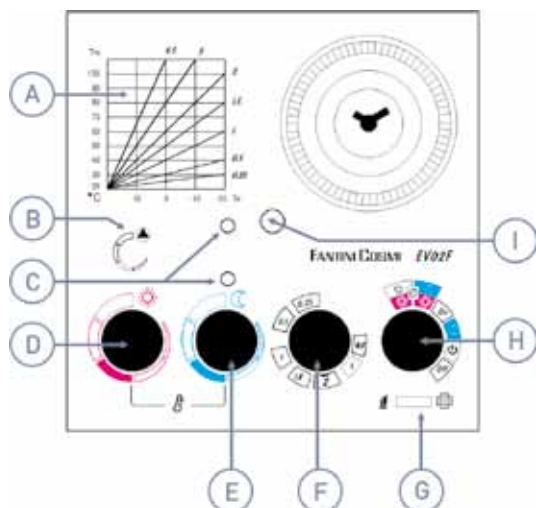
Potentiometer to regulate the stop delay of the circulation pump.

Indicator light.

Quartz clock with charge reserve of 100 hours.

Transparent protection cover.

Unit weight 1,02 Kg.



A Indicative diagrams of the water delivery temperature as a function of the external temperature.

B Circulation pump stop regulation, with a delay of up to 60 minutes.

C LED lights indicating valve movement (valve opens or closes); when lights are off the valve is stopped.

D Command for the daytime ambient temperature control.

E Command for the nighttime ambient temperature control (reduced regime).

F Command for the selection of the heating line shown in the Diagram A.

G Switch for selecting between the burner control and the motorized mixing valve control.

H A six-position switch to set:

OFF

ALWAYS ANTIFREEZE: in this position water delivery temperature is kept at least at +5°C regardless of the position of the other controls (with burner on).

ALWAYS REDUCED

ON

AUTOMATIC 1

AUTOMATIC 2

I Screw for mechanically fastening the electronic panel to its terminal block.

L Quartz clock with daily programming.

ACCESSORIES



EC11
External probe



EC13
Immersion delivery probe with protection casing and conic thread connection G 1/2.



EC12
Contact delivery probe with clamp for fixing on the pipe.

SPARE PARTS



1557012A
WEEKLY mechanical clock replacement

1557012B
DAILY mechanical clock replacement