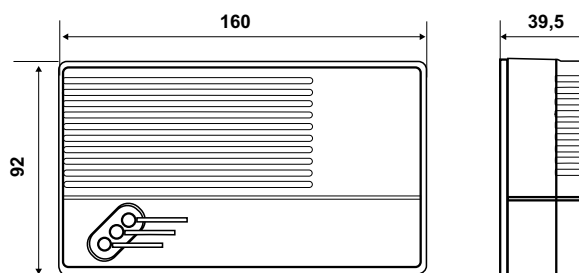



# Sicurgas P61A-P62A

Gas leak detectors for methane gas and LPG for civil environments

Sicurgas is a device that through a sensitive sensor, detects methane gas concentration (P61A) and LPG concentration (P62A) in domestic environments.



	Gas type	Power supply	Contacts rating	Silencer button	Operating ambient temperature °C	Protection degree
P61A	METHANE	230Vca - 50Hz	6(2)A - 250Vca	YES (pull cord)	0 ÷ 40	IP42
P61AE	METHANE	230Vca - 50Hz	6(2)A - 250Vca	NO	0 ÷ 40	IP42
P62A	LPG	230Vca - 50Hz	6(2)A - 250Vca	YES	0 ÷ 40	IP42

## ELECTRICAL CHARACTERISTICS

Power supply: 230Vca 50Hz.

Consumption: 4 VA.

Output through electromagnetic relays.

Contacts rating: 6(2)A - 250Vca.

Maximum power of the controlled valve: 450VA.

## STANDARDS AND APPROVALS

P61AE: In conformity with EN 50194, EN 60730-1 standards.

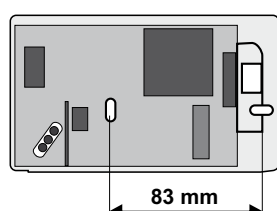
P61A-P62A: In conformity with EN 60730-1 standards.



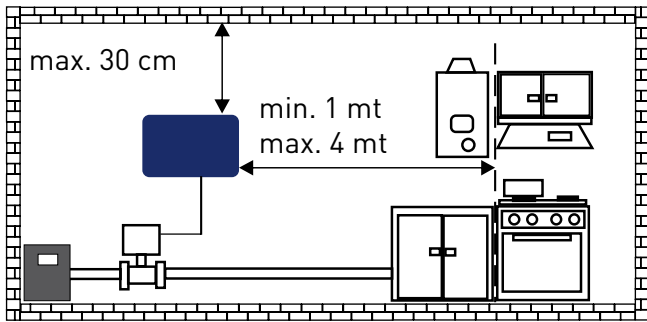
## INSTALLATION

Mounting in 3-module boxes or on the wall.

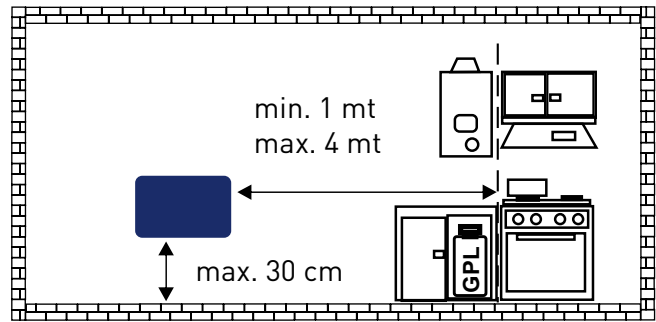
Mounting hole suitable for built-in 3-module boxes.



Mounting distance



METHANE is a gas lighter than air, the maximum concentration is located near the ceiling. Install the unit on the wall, about 30 cm from the ceiling and at a distance from gas using device, between a minimum of 1 meter and a maximum of 4 meters.



LPG is a gas heavier than air; the maximum concentration is located near the floor. Install the unit approximately 2 meters (minimum 1m, maximum 4m) from the gas using device and about 30 cm from the floor.

## OPERATION

SICURGAS is a device that through a sensitive sensor, detects methane gas concentration (P61A) and LPG concentration (P62A) in domestic environments.

Sicurgas is equipped with two internal alarms: one visible and one acoustic.

Sicurgas operates when the gas concentration in the air is much under the lower explosion limit (L.E.L.), immediately turning on the red light.

In case of alarm, interferes as well an acoustic alarm that is going to prevent the danger. Simultaneously Sicurgas is making the relay to interfere in order to control the gas interception valve.

Sicurgas sensor, as all available on the market sensors, while being very selective can also participate for other substances, for example: alcohol vapors, wine etc.

For example, during the use of wine while preparing food is possible, that the detector will enter in alarm situation. To avoid this inconvenience, Sicurgas is equipped with an alarm silencing key (P61AE excluded), operated with:

- pull cord for Sicurgas P61A for methane gas (mounted up on the wall, 30 cm from ceiling);
- key under Sicurgas P62A body for LPG (mounted down on the wall, 30 cm from the floor).

N.B. silencing key must be pressed for at least 1 second.

After having pressed the silencing key, for 10 minutes we will have a non-alarm situation: the buzzer does not emits acoustic signaling, the relay returns in non-alarm position and the red and yellow leds are flashing alternately to indicate the silence period; acting again on the switch during 10 minutes of the silence period, the detector will immediately resume the normal operation.

After 10 minutes, the detector automatically resumes the normal operation.

Here is possible, knowing that can be used substances which can cause a false alarm, to reduce in advance detector's sound to prevent the signalizations and gas shut off of the stoves (due to gas valve intervention).

SOME OF THE MOST COMMON SUBSTANCES THAT CAN CAUSE A FALSE ALARM ARE THE FOLLOWING:

wine, liquors, alcohol, deodorants, stain-removers, varnish thinners, hair spray, excessive steam.

The internal relay of Sicurgas P61-P62 can control all kind of valves with manual reset:

- normally closed (NC), always power supplied, which require a commutating stable relay;
- normally open (NO), which require an impulse relay.
- it is recommended to use a valve with manual reset to stop the gas supply when there is an alarm situation.

The operating mode of the relay is selected during installation, by moving a switch on the printed circuit, usually provided:

- for operation with stable relay for NC valves (switch in down position);
- for operation with impulse relay for NO valves (switch in up position).

With normally closed valves, always power supplied, the system guarantees maximum safety, the gas inflow will be stopped in case of:

- gas concentration threshold exceeding;
- power supply lack of the valve only or of the detector;
- connection breakdown between the detector and valve.

SWITCH  
IN UP POSITION

impulse relay for  
normally open NO  
valves with manual  
reset



SWITCH  
IN DOWN POSITION  
predisposed in  
the factory

stable relay for  
normally closed NC  
valves with manual  
reset

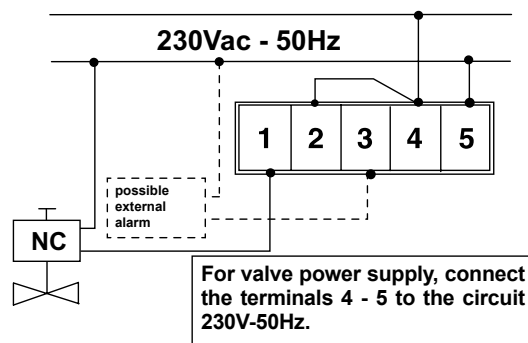


EXAMPLE OF CONNECTION of Sicurgas P61A with STABLE RELAY, to control a normally closed NC valve with manual reset (down switch).

With normally closed valves, always power supplied, the system guarantees maximum safety, the gas inflow will be interrupted in case of:

- gas concentration threshold exceeding;
- power supply lack of the valve only or of the detector;
- connection breakdown between the detector and valve.

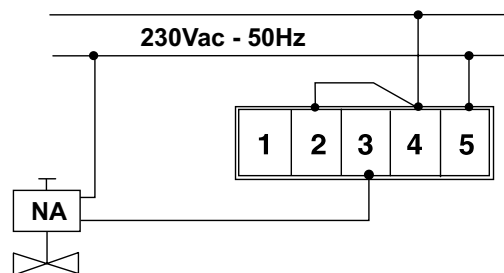
#### EXAMPLES OF CONNECTION



EXAMPLE OF CONNECTION of Sicurgas P61A with IMPULSE RELAY to control a normally open NO valve with manual reset (switch in up position).

With normally open valves, with current activation, the system guarantees the gas inflow interruption in case of:

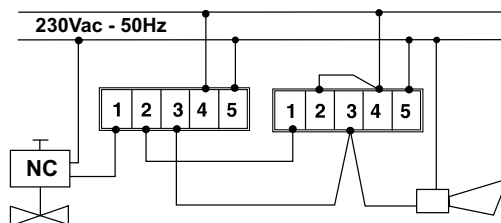
- gas concentration threshold exceeding.



Using more Sicurgas P61A- P62A units to control several rooms with one gas valve.

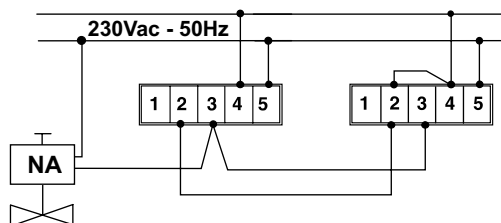
Example of connection for several Sicurgas detectors with stable relay that control the same normally closed valve NC and an additional external alarm.

The contacts must be connected in series.



Example of connection for several Sicurgas detectors with impulse relay, which control the same normally open valve NO.

The contacts must be connected in parallel.



## TECHNICAL FEATURES

Shockproof insulating material casing.

Internal visual and acoustic alarms.

Sicurgas has three warning lights:

- green LED - indicates that the detector works properly;
- yellow LED - indicates detector failure;
- red LED - indicates the gas presence in the environment (ALARM).

Semiconductor sensor for gas detection (can be replaced).

The used relay is sealed and filled with inert gas, which ensures in any case the absolute absence of sparks during switching phases. Internal switch for choosing the functioning mode of the relay: stable or impulse.

## ACCESSORIES

---



EP61  
Replacement sensor for P61 - methane.



EP62  
Replacement sensor for P62A - LPG.



S80  
Emergency signaling device with fixed  
light and continuous sound.