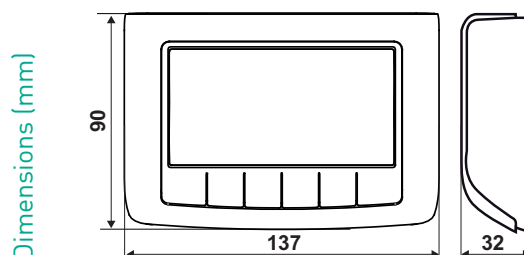


# Intellicomfort CH140GSM

## Weekly programmable thermostat with integrated GSM module

Electronic programmable thermostat with microprocessor and weekly program to control the heating and air-conditioning systems, possibility to remote control with text message.

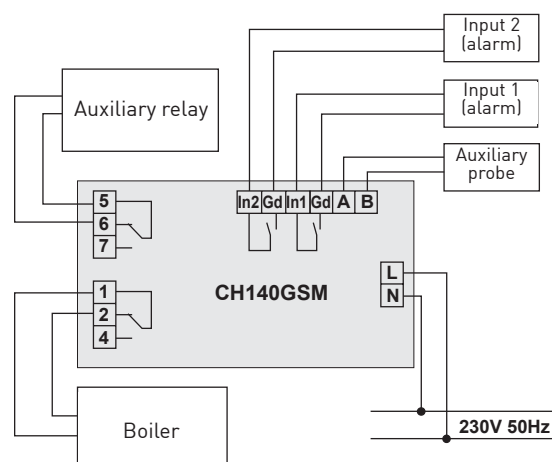


	Temperature range	Preset differential*	Displayed temperature	Adjustable antifreeze temperature range	Power supply	Contact rating
CH140GSM	2 ÷ 40 °C	0,1 K	-30 ÷ 60 °C	2 ÷ 7 °C	230V 50Hz	5(3)A 250Vac

\* Differential values are related to a thermal gradient of 4K/h

## ELECTRICAL FEATURES

Software: A class  
 SIM GSM in conformity to GSM 11.12 phase 2+ standard (all SIM except USIM Provider 3G)  
 Power supply: 230V-50Hz  
 Max absorbed power: 10W.  
 Contact rating: 5(3)A 250Vac  
 Voltage free switching contacts.  
 Micro disconnection: 1 Bu.



## HOMOLOGATION AND STANDARDS

Complies with EN 60730-1 standards and following parts, R&TTE EN 301 489-1, EN 301 489-7, EN 301 511.  
 ErP classification: ErP Class IV; 2% (Reg. EU 811/2013 - 813/2013)

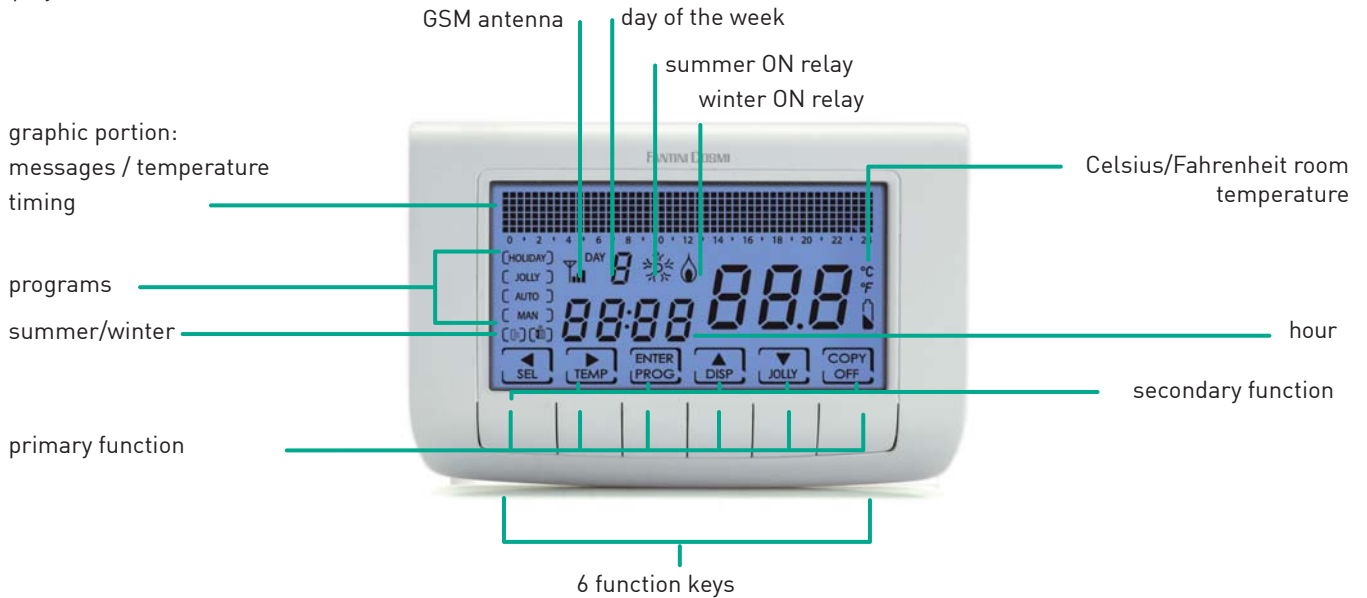


# INSTALLATION

Intellicomfort CH140GSM programmable thermostat has to be installed on the wall or in a 3 modules or round flush mounting box, at about 1,5 meters above the floor.

# OPERATION

Intellicomfort CH140GSM has 6 keys, which function depends on the situation and is described by the symbol that appears on the display



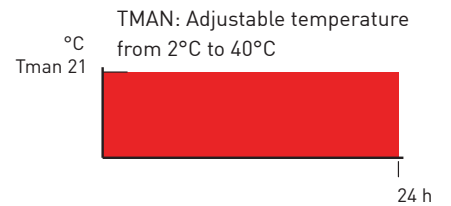
# OPERATION MODES

Intellicomfort CH140GSM programmable thermostat allows different modes of use, called programs:

- MAN Manual program
- AUTO Weekly program
- HOLIDAY Daily program
- JOLLY Temporary program
- OFF Switched off system or antifreeze program

## MAN

Intellicomfort CH140GSM programmable thermostat adjust the room temperature using the temperature set in 24 hours.



## AUTO

Intellicomfort CH140GSM programmable thermostat manages the set temperatures according to the time programs on the weekly profile. It is provided with 1 preset winter program and 1 preset summer program.

In the Auto mode it is possible to set 3 temperature levels (T1-T2-T3).

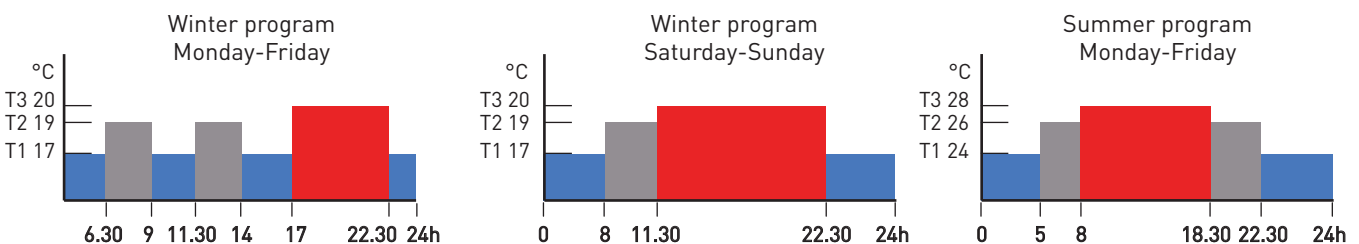
T1 can be set from 2°C to 40°C

T2 can be set from 2°C to 40°C

T3 can be set from 2°C to 40°C

Ta antifreeze temperature can be set from 2°C to 7°C

Note: T3 cannot be lower than T2 and T2 cannot be lower than T1.



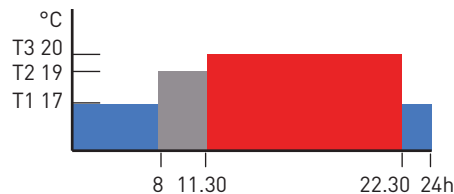
## HOLIDAY

Intellicomfort CH140GSM programmable thermostat follows the timing and temperatures set in the "HOLIDAY" day.

Such program ends exclusively when another profile is selected.

The programmable thermostat is provided with a preset Holiday program same as Saturday and Sunday.

In the Auto mode it is possible to set 3 temperature levels (T1-T2-T3).



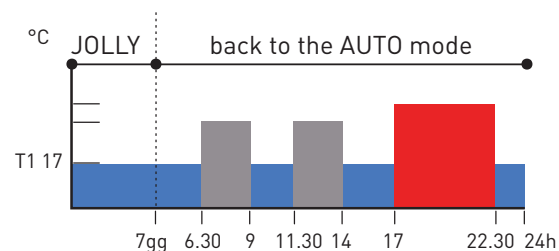
## JOLLY

Intellicomfort CH140GSM programmable thermostat manage the system using 1 temperature that can be set on a variable period between 1 and 240 hours.

When such period finishes, the programmable thermostat resume the operation mode used before. Such operation can be excluded at anytime setting a different operation mode.

EXAMPLE: Auto Mode – Jolly for 1 week – When the Jolly period finishes, the programmable thermostat resume the Auto mode.

TJ: manual temperature can be set from 2°C to 40°C.



## OFF

Operation mode to manage the antifreeze temperature from 2°C to 7°C.

It switches the system off completely (Ta=OFF).

## REMOTE PROGRAMMING THROUGH SMS

By using GSM function is possible:

- Check statistic data about system functioning
- Low temperature alarm if the ambient temperature drops below the set temperature
- Receive notification about sim validity due date
- Receive notification about lack tension 230V (BLACKOUT)
- Receive notification about tension come back (POWER ON)
- Modify the programmable thermostat timing
- Receive notification about changes of the two alarms contacts status (foe e.g. a boiler alarm, an antitheft alarm, a low temperature alarm, a boiler malfunction, an alarm for sewage tanks overflow etc)

Intellicomfort CH140GSM allows a remote system control and command the state (different mode of use, modify set-point etc). Moreover, it sent spontaneously messages indicating SIM card due date, a black-out or when the low temperature threshold is exceeded (which value is set by the customer).

### BLACK OUT ALARM

Intellicomfort CH140GSM, thanks to a stock of charge that allows to function for some seconds in case of blackout, is able to handle the notice of lack of network sending a message to the number set in TEL 3. When the tension is restored, after ten seconds, the programmable thermostat will send a new message again to the number set in TEL 3.

The syntaxes of messages is:

BLACKOUT reports the lack of 230V

POWER ON reports the 230V back

### FEEDBACK FUNTIONALITY GSM

Connection with GSM network is detectable by three accessed bards in the antenna symbol. The antenna symbol flashes if isn't possible to register to GSM network (low network level, no SIM car inserted or invalid SIM card etc) .

When the registration is done, the symbol antenna flashes and shows a number of bars indicating the signal intensity.

### EXAMPLE OF INFORMATIONS FOR HEATING SYSTEM

SMS-messages used to manage CH140GSM chronothermostat are the following:

#### ■ SENDING SMS

##### #STATUS

allows knowing CH140GSM, alarms and relay state.

When was sent such message, CH140GSM in less than one minute, responds with a SMS composed as follows (an example of real operation in AUTO mode):

## ■ RESPONDING SMS

<b>TAMB=22.9</b>	current ambient temperature reading
<b>T1=17.0</b>	set temperature T1
<b>T2=19.0</b>	set temperature T2
<b>T3=23.0</b>	set temperature T3
<b>TOFF=5.0</b>	set anti-freeze temperature
<b>TMAN=16.5</b>	set manual temperature
<b>TJOL=19.0</b>	set Jolly temperature
<b>HJOL=1</b>	hours of duration of the Jolly program
<b>DJOL=0</b>	days of duration of the Jolly program
<b>PROGRAM=AUTO</b>	program set on the CH140GSM
<b>REMOTE=---</b>	program set remotely (--- : none)
<b>PLANT=OFF</b>	relay status of the programmable thermostat
<b>TLOW=5.0</b>	low temperature set for sending the alarm signal
<b>INPUT1=OFF</b>	state alarm 1
<b>INPUT2=OFF</b>	state alarm 2
<b>OUTPUT=OFF</b>	state relay
<b>TIME:18:30</b>	programmable thermostat time
<b>EXP SIM=0</b>	validity due date (0: value not set)
<b>ON SUMMER: 0000h</b>	total hours air conditioning function
<b>ON WINTER: 0056h</b>	total hours heating function
<b>ON YESTERDAY: 04.5h</b>	total hours during the previous day
<b>TAMB YESTERDAY:+13.5:+20.5</b>	ambient temperature excursion during the previous day

## SPECIAL FEATURES

---

The features can be set from the programmable thermostat menu.

### FREQUENT SETTING MENU

- Summer/winter
- Summertime / wintertime
- Hour / Day setting

### CONFIGURATION MENU

- Celsius / Fahrenheit
- Temperature correction
- Time profile customization
- Seconds to switch the illumination display on
- Display illumination intensity
- Languages: Italian, English, French, Spanish, Russian
- Key guard with Password
- Default parameter new setting

### OPERATING OF THE AUXILIARY RELAY

- text message input
- SUMMER mode
- PROGRAMMED (time on, time off)

## FEATURES

---

2 auxiliary alarm inputs.

Auxiliary relay output (free voltage contacts) programmable by user.

Input for remote temperature probe.

Backup battery for keeping program data and time/day

Power reserve for sending messages in case of lack of tension (BLACKOUT)

Dimensions: 137x90x27 mm.

# FANTINI COSMI SYSTEM

Separate probe  
2-wire connection



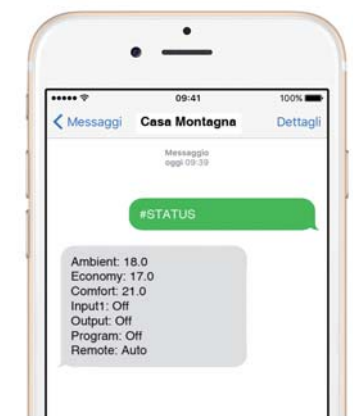
EC18 External probe



EC19 Floor probe



EC20 Ambient probe



The INTelliclima+ APP is available for free on:

