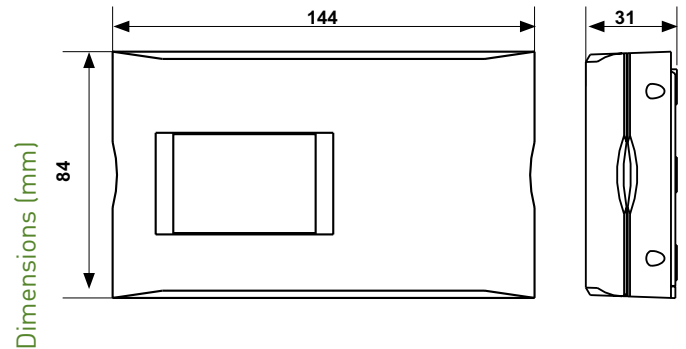


Intellitherm C75A





Weekly chronothermostat, with batteries

Electronic chronothermostat with microprocessor, with weekly programming, to control heating and air-conditioning installations.



	COMFORT and ECONOMY regulation range °C	Differential* K	Preset antifreeze temperature °C	Body admissible temperature °C	Power supply	Contacts rating
C75A	2 ÷ 62	0,25	5	- 10 ÷ 50	2 batteries AA	5(3)A-250Vca
C75ACT	as C75A with possibility to connect to CT3M - GSM phone activator					

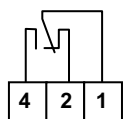
* Differential values are referred to a thermal gradient of 4K/h.

-  C75A WHITE-RED BASE
WHITE COVER
-  C75AB WHITE- GREY BASE
WHITE COVER
-  C75AK GREY-GREY BASE
GREY COVER
-  C75ACT WHITE-RED BASE
WHITE COVER



ELECTRICAL CHARACTERISTICS

Contacts rating: 5(3)A 250Vca.
 Micro disconnection (1BU).
 Voltage-free switching contact.
 Power supply with two 1,5 V AA alkaline long life batteries without connection to the electric circuit.



HOMOLOGATION AND STANDARDS

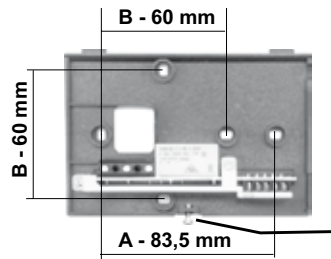
Complies with EN 60730-2-9; EN 60730-2-11 standards.

INSTALLATION

Intellitherm C75A is supplied with a base suitable for installation in embedded 3-module boxes or for wall mounting, using the supplied spacers. Equipment lug is minimal and the setting is even easier.

Two-wire connection with the user.

Install the chronothermostat at 1,5 meters above the floor, away from kitchens, heat sources, windows and doors.



A = for 503-type embedded box (3 modules)

B = for round embedded boxes

Unscrew this screw and turn the housing upward to remove the base for fixing.

OPERATION

The chronothermostat has:

- 2 colored buttons, a red one and another blue for COMFORT and ECONOMY temperatures adjustment.
- 1 cursor for choosing the operation mode: AUTO, COMFORT, ECONOMY, ANTIFREEZE.
- 1 cursor for choosing operation type: SUMMER or WINTER.
- 1 cursor to access the programming.
- 2 keys for current time setting.
- 3 keys (red - blue - black) to select between COMFORT, ECONOMY and ANTIFREEZE periods.
- 1 key for copying the program to the next day.
- 1 key for passing to the next day without copying the program.
- 1 RESET button to reset the prescribed program.
- 1 dip switch to select ANTIFREEZE mode at 5°C or OFF (ON at 0°C).



VISUALIZATION

- Ambient temperature
- Current time
- Current day
- Circular crown that represents a 24-hour format clock, is divided in 48 sectors (red, black, red and black): red color indicates COMFORT period; black indicates ANTIFREEZE period; red-black indicates the ECONOMY period.
- Possibility to visualize the statistical data of the installation: operation hours of the previous day and functioning beginning of Intellitherm C75A, previous day minimum and maximum temperature and time when it was measured.

OPERATION HOURS OF THE INSTALLATION

With Intellitherm C75A is possible to know for how many hours was "heat request" (relay closed-ON), the previous day and functioning beginning of the chronothermostat (ie, after inserting the batteries or from a reset).






OFF SELECTION OR OFF WITH FROST PROTECTION SELECTION



OPERATION MODES

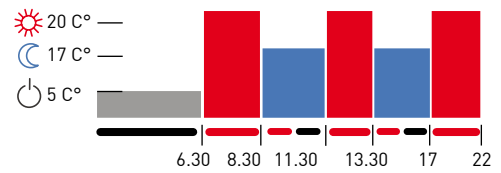
A preset AUTO program differentiated for weekdays and holidays:

- AUTOMATIC PRESET customizable
- 3 operation modes:
 -  COMFORT keeps constant throughout the day and night the prescribed comfort temperature.
 -  ECONOMY keeps constant throughout the day and night the prescribed economy temperature.
 -  ANTIFREEZE keeps the ambient temperature fixed in 5°C to protect the system from frost danger.

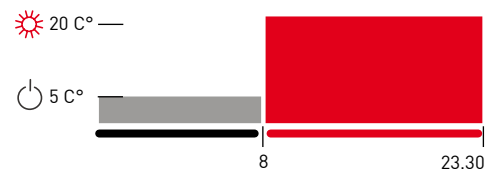
- Personalized programming without intervention limits, even every half hour.
- Three temperatures, programmable as COMFORT and ECONOMY, and fixed as ANTIFREEZE (preset at 5°C).
- JOLLY function to exclude temporarily the automatic program, without modification, for obtaining continuously from 1 to 240 hours always the desired temperature (comfort, economy, OFF). After the preset time has passed Intellitherm resumes the automatically program.
- To reduce or exclude JOLLY period before the scheduled time expiry press a different color button than the one of the crown shown on the display.
- COPY function for copying the program to the next day.
- DAY function for passing to the next day without copying the program.

STANDARD AUTOMATIC PROGRAMS WITH THE TIME AND TEMPERATURE ALREADY PROGRAMMED IN THE FACTORY

from Monday DAY 1 to Friday DAY 5




from Saturday DAY 6 to Sunday DAY 7



JOLLY FUNCTION



FEATURES

- Front cover for batteries extraction.
- Display flashing in case of low batteries charge.
- Maintenance of all data during batteries replacement.
- Microprocessor and CMOS circuits.
-  double insulation.
- Protection degree IP20.
- Unit weight 0,22 Kg.

FANTINI COSMI SYSTEM

CT3M/CT3MA - GSM PHONE ACTIVATOR

Intellitherm C75ACT is designed to be connected to the mobile line GSM phone activator Telecomfort CT3M/CT3MA. Telecomfort CT3M/CT3MA allows chronothermostat's remote control via SMS messages. It also allows the remote verification of the ambient temperature and the correct functioning of the chronothermostat.

CHRONOTHERMOSTAT C75ACT

TELECOMFORT CT3M (see page 92)



+



EXAMPLE OF INFORMATION FROM THE HEATING SYSTEM

SMS for
sending
#STATUS

SMS answer
Ambient: 25.5
Economy: 17.0
Comfort: 21.0
Input1: OFF
Output: OFF
Program: OFF
Remote: Auto



Ambient temperature
Set economy temperature
Set comfort temperature
Alarm input status
Output relay status (connected to the user)
In use program, set
In use program, set via SMS (remotely)